

# Prices for Securities Traded as of 24/08/2022

Printed 24/08/2022 15:01:34.034



## PRICES FOR EQUITY SECURITIES TRADED ON 24/08/2022

S/N	COMPANY	PCLOSE	OOPEN	OPEN	HIGH	LOW	%SPREAD	OCLOSE	CLOSE	CHANGE	%CHANGI	TRADES	VOLUME	VALUE
1	ABCTRANS	0.30	-	0.30	-	-	-	-	0.30	-	-	2	3,000	900.00
2	ACADEMY	2.05	-	2.05	-	-	-	-	2.05	-	-	8	167,342	353,856.26
3	ACCESSCORP	8.30	-	8.30	8.30	8.20	1.20	8.20	8.20	-0.10	-1.20	262	27,897,677	231,144,303.40
4	AFRIPRUD	5.60	-	5.60	-	-	-	-	5.60	-	-	25	150,696	820,118.55
5	AFROMEDIA	0.20	-	0.20	-	-	-	-	0.20	-	-	1	1,000	200.00
6	AIICO	0.56	-	0.56	0.55	0.55	-	-	0.55	-0.01	-1.79	31	1,144,438	630,761.13
7	AIRTELAFRI	1,905.40	-	1,905.40	-	-	-	-	1,905.40	-	-	54	250,256	508,439,869.50
8	ALEX	7.20	-	7.20	-	-	-	-	7.20	-	-	1	90	648.00
9	ARBICO	1.03	-	1.03	-	-	-	-	1.03	-	-	1	2,900	2,987.00
10	ARDOVA	12.25	-	12.25	-	-	-	-	12.25	-	-	10	6,569	81,147.50
11	BERGER	6.60	-	6.60	-	-	-	-	6.60	-	-	7	27,000	168,130.00
12	BETAGLAS	51.20	-	51.20	-	-	-	-	51.20	-	-	4	1,337	61,635.70
13	BUACEMENT	51.35	-	51.35	52.00	52.00	-	-	52.00	0.65	1.27	49	180,209	9,337,150.45
14	BUAFOODS	54.00	-	54.00	-	-	-	-	54.00	-	-	17	166,569	8,993,998.80
15	CADBURY	13.40	-	13.40	-	-	-	-	13.40	-	-	29	72,139	932,289.25
16	CAP	16.50	-	16.50	-	-	-	-	16.50	-	-	25	70,537	1,174,436.65
17	CAPHOTEL	3.40	-	3.40	-	-	-	-	3.40	-	-	1	90	288.00
18	CAVERTON	1.05	-	1.05	1.05	1.05	-	-	1.05	-	-	9	658,471	691,381.84
19	CHAMPION	3.90	-	3.90	-	-	-	-	3.90	-	-	11	226,601	811,658.60
20	CHAMS	0.25	-	0.25	-	-	-	-	0.25	-	-	9	241,579	61,777.74
21	CHIPLC	0.63	-	0.63	0.62	0.57	8.06	-	0.62	-0.01	-1.59	20	2,812,500	1,655,696.96
22	CONOIL	25.95	-	25.95	-	-	-	-	25.95	-	-	10	11,968	289,254.90
23	CORNERST	0.70	-	0.70	0.70	0.66	5.71	0.70	0.70	-	-5.71	15	1,199,439	832,313.70
24	COURTVILLE	0.48	-	0.48	-	-	-	-	0.48	-	-	5	151,050	72,514.50
25	CUSTODIAN	6.70	-	6.70	6.70	6.70	-	-	6.70	-	-	17	801,261	5,367,699.65

Prices for Securities Traded as of 24/08/2022

Printed 24/08/2022 15:01:34.034

S/N	COMPANY	PCLOSE	OOPEN	OPEN	HIGH	LOW	%SPREAD	OCLOSE	CLOSE	CHANGE	%CHANGI	TRADES	VOLUME	VALUE
26	CUTIX	1.90	-	1.90	2.04	2.02	0.98	2.04	2.04	0.14 ↑	7.37	32	999,743	2,037,808.71
27	DANGCEM	245.00	-	245.00	-	-	-	-	245.00	- →	-	61	41,063	10,056,529.40
28	DANGSUGAR	16.00	-	16.00	-	-	-	-	16.00	- →	-	41	145,293	2,379,320.80
29	ETERNA	6.05	-	6.05	-	-	-	-	6.05	- →	-	6	38,300	244,615.00
30	ETI	10.00	-	10.00	10.80	10.80	-	-	10.80	0.80 ↑	8.00	15	207,232	2,236,670.85
31	ETRAZACT	2.28	-	2.28	-	-	-	-	2.28	- →	-	5	1,179	2,697.50
32	FBNH	10.75	-	10.75	10.75	10.60	1.40	-	10.75	- ↓	-1.40	91	22,507,150	241,974,978.05
33	FCMB	3.20	-	3.20	3.13	3.13	-	-	3.13	-0.07 ↓	-2.19	35	605,557	1,900,187.85
34	FIDELITYBK	3.01	-	3.01	3.04	3.03	0.33	-	3.03	0.02 ↑	0.66	63	1,949,947	5,901,095.65
35	FIDSON	10.10	-	10.10	9.11	9.11	-	-	9.11	-0.99 ↓	-9.80	19	267,261	2,446,537.53
36	FLOURMILL	29.05	-	29.05	-	-	-	-	29.05	- →	-	49	121,844	3,460,976.25
37	FTNCOCOA	0.33	-	0.33	0.30	0.30	-	-	0.30	-0.03 ↓	-9.09	13	1,244,336	374,087.52
38	GLAXOSMITH	6.00	-	6.00	6.00	6.00	-	-	6.00	- →	-	26	374,178	2,226,331.90
39	GTCO	20.20	-	20.20	20.25	20.05	0.99	20.10	20.10	-0.10 ↓	-0.50	309	16,087,931	323,987,814.20
40	GUINNESS	84.00	-	84.00	84.00	80.00	4.76	-	84.00	- ↓	-4.76	88	1,188,444	95,796,956.25
41	HONYFLOUR	2.89	-	2.89	3.00	2.89	3.67	-	2.97	0.08 ↑	2.77	104	9,250,014	27,685,611.05
42	IKEJAHOTEL	1.15	-	1.15	-	-	-	-	1.15	- →	-	4	12,131	13,187.20
43	IMG	7.45	-	7.45	-	-	-	-	7.45	- →	-	7	23,267	166,038.60
44	INTBREW	5.20	-	5.20	5.20	5.20	-	5.20	5.20	- →	-	28	373,347	1,937,216.25
45	JAIZBANK	0.88	-	0.88	0.87	0.86	1.15	-	0.87	-0.01 ↓	-1.14	84	5,053,704	4,471,696.74
46	JAPAULGOLD	0.29	-	0.29	0.31	0.31	-	0.31	0.31	0.02 ↑	6.90	22	651,714	200,284.70
47	JBERGER	25.90	-	25.90	-	-	-	-	25.90	- →	-	19	168,685	4,343,984.75
48	LEARNAFRCA	2.25	-	2.25	-	-	-	-	2.25	- →	-	13	132,679	326,316.17
49	LINKASSURE	0.52	-	0.52	0.52	0.52	-	-	0.52	- →	-	3	708,775	368,653.00
50	LIVESTOCK	1.24	-	1.24	-	-	-	-	1.24	- →	-	9	45,257	57,559.45

Prices for Securities Traded as of 24/08/2022

Printed 24/08/2022 15:01:34.034

S/N	COMPANY	PCLOSE	OOPEN	OPEN	HIGH	LOW	%SPREAD	OCLOSE	CLOSE	CHANGE	%CHANGI	TRADES	VOLUME	VALUE
51	LIVINGTRUST	1.43	-	1.43	-	-	-	-	1.43		-	9	201,200	290,716.00
52	MANSARD	1.85	-	1.85	1.85	1.80	2.70	-	1.85		-2.70	25	526,158	954,052.81
53	MAYBAKER	3.88	-	3.88	-	-	-	-	3.88		-	51	1,863,280	6,616,532.61
54	MBENEFIT	0.29	0.31	0.31	0.31	0.31	-	-	0.31	0.02	6.90	17	2,001,972	620,611.32
55	MCNICHOLS	0.74	-	0.74	-	-	-	-	0.74		-	3	4,250	2,974.00
56	MORISON	2.19	-	2.19	-	-	-	-	2.19		-	1	88	191.84
57	MRS	14.35	-	14.35	-	-	-	-	14.35		-	6	2,185	30,008.00
58	MTNN	200.00	-	200.00	200.00	200.00	-	-	200.00		-	262	3,626,225	725,241,254.70
59	MULTIVERSE	2.10	-	2.10	-	-	-	-	2.10		-	49	736,585	1,439,325.90
60	NAHCO	5.50	-	5.50	-	-	-	-	5.50		-	49	512,088	2,885,683.00
61	NASCON	11.00	-	11.00	-	-	-	-	11.00		-	5	21,114	232,369.00
62	NB	47.15	-	47.15	-	-	-	-	47.15		-	71	1,531,828	65,879,505.50
63	NEIMETH	1.51	-	1.51	1.57	1.57	-	-	1.57	0.06	3.97	11	282,060	440,598.25
64	NEM	4.40	-	4.40	4.84	4.38	9.50	4.84	4.84	0.44	10.00	50	1,662,730	7,756,663.88
65	NESTLE	1,300.00	-	1,300.00	1,303.00	1,303.00	-	-	1,303.00	3.00	0.23	20	219,169	285,592,927.80
66	NGXGROUP	19.60	-	19.60	19.65	19.65	-	19.65	19.65	0.05	0.26	15	546,151	10,764,966.90
67	NNFM	7.50	-	7.50	-	-	-	-	7.50		-	6	22,721	186,798.25
68	NPFMCRFBK	1.65	-	1.65	-	-	-	-	1.65		-	5	16,850	27,234.00
69	NSLTECH	0.20	-	0.20	-	-	-	-	0.20		-	1	50	10.00
70	OANDO	4.75	-	4.75	4.80	4.53	5.63	4.80	4.80	0.05	1.05	115	6,427,545	30,127,314.44
71	OKOMUOIL	188.30	-	188.30	-	-	-	-	188.30		-	66	107,623	18,363,686.60
72	PRESCO	142.60	-	142.60	-	-	-	-	142.60		-	15	5,394	692,319.90
73	PRESTIGE	0.52	-	0.52	-	-	-	-	0.52		-	6	180,932	90,466.00
74	PZ	8.05	-	8.05	-	-	-	-	8.05		-	34	122,505	1,023,745.90
75	REDSTAREX	2.70	-	2.70	-	-	-	-	2.70		-	6	64,310	171,899.25



Prices for Securities Traded as of 24/08/2022

Printed 24/08/2022 15:01:34.034

S/N	COMPANY	PCLOSE	OOPEN	OPEN	HIGH	LOW	%SPREAD	OCLOSE	CLOSE	CHANGE	%CHANGI	TRADES	VOLUME	VALUE
76	REGALINS	0.25	-	0.25	-	-	-	-	0.25	-	-	5	16,600	4,089.50
77	RTBRISCOE	0.35	-	0.35	-	-	-	-	0.35	-	-	5	69,000	22,080.00
78	SEPLAT	1,300.00	-	1,300.00	-	-	-	-	1,300.00	-	-	30	130,082	168,881,203.50
79	SKYAVN	5.10	-	5.10	-	-	-	-	5.10	-	-	2	3,050	15,555.00
80	SOVRENINS	0.27	-	0.27	0.27	0.26	3.70	-	0.27	-	-3.70	23	1,564,500	412,415.00
81	STANBIC	28.00	-	28.00	30.50	29.80	2.30	-	30.50	2.50	8.93	177	2,838,964	86,695,393.80
82	STERLNBANK	1.50	-	1.50	1.52	1.51	0.66	-	1.52	0.02	1.33	21	1,300,326	1,962,238.98
83	SUNUASSUR	0.35	-	0.35	-	-	-	-	0.35	-	-	3	14,000	4,480.00
84	TANTALIZER	0.20	-	0.20	-	-	-	-	0.20	-	-	2	4,500	900.00
85	TOTAL	234.50	-	234.50	-	-	-	-	234.50	-	-	12	9,164	1,934,520.40
86	TRANSCORP	1.03	-	1.03	1.05	1.04	0.95	-	1.04	0.01	0.97	52	2,135,815	2,229,001.17
87	UACN	10.80	-	10.80	-	-	-	-	10.80	-	-	12	143,968	1,554,949.70
88	UBA	7.05	-	7.05	7.05	7.00	0.71	-	7.00	-0.05	-0.71	176	22,948,561	160,908,921.25
89	UBN	6.00	-	6.00	-	-	-	-	6.00	-	-	27	226,466	1,361,447.30
90	UCAP	11.95	-	11.95	11.90	11.90	-	-	11.90	-0.05	-0.42	68	781,485	9,306,033.95
91	UHOMREIT	36.60	-	36.60	-	-	-	-	36.60	-	-	2	300	10,300.00
92	UNILEVER	13.50	-	13.50	-	-	-	-	13.50	-	-	15	20,534	273,880.35
93	UNIONDICON	8.95	-	8.95	-	-	-	-	8.95	-	-	1	190	1,539.00
94	UNITYBNK	0.43	-	0.43	0.43	0.42	2.33	-	0.42	-0.01	-2.33	18	2,614,937	1,119,185.50
95	UPDCREIT	3.25	-	3.25	-	-	-	-	3.25	-	-	5	3,870	12,658.65
96	UPL	1.89	-	1.89	-	-	-	-	1.89	-	-	9	3,765	7,624.15
97	VERITASKAP	0.20	-	0.20	-	-	-	-	0.20	-	-	2	42,725	8,545.00
98	VITAFOAM	22.50	-	22.50	-	-	-	-	22.50	-	-	21	66,129	1,342,855.50
99	WAPCO	24.00	-	24.00	-	-	-	-	24.00	-	-	48	281,038	6,724,891.95
100	WAPIC	0.38	-	0.38	0.40	0.38	5.00	-	0.40	0.02	5.26	27	926,224	355,995.65

**Prices for Securities Traded as of 24/08/2022**


Printed 24/08/2022 15:01:34.034

S/N	COMPANY	PCLOSE	OOPEN	OPEN	HIGH	LOW	%SPREAD	OCLOSE	CLOSE	CHANGE	%CHANGI	TRADES	VOLUME	VALUE
101	WEMABANK	3.50	-	3.50	-	-	-	-	3.50		-	22	434,518	1,492,368.82
102	ZENITHBANK	22.00	-	22.00	22.30	21.95	1.57	-	22.00		-0.23	299	11,859,784	261,111,809.70
<b>Total</b>												<b>3,751</b>	<b>167,569,257</b>	<b>3,373,708,913.12</b>

Prices for Securities Traded as of 24/08/2022

Printed 24/08/2022 15:01:34.034

PRICES FOR ETF SECURITIES TRADED ON 24/08/2022

S/N	COMPANY	PCLOSE	OPEN	HIGH	LOW	%SPREAD	CLOSE	CHANGE	%CHANG	TRADES	VOLUME	VALUE
1	NEWGOLD	15,000.00	15,000.00	15,000.00	9,600.36	36.00	15,000.00		-36.00	2	9	108,001.80
<b>Total</b>										<b>2</b>	<b>9</b>	<b>108,001.80</b>

Prices for Securities Traded as of 24/08/2022

Printed 24/08/2022 15:01:34.034

PRICES FOR BOND SECURITIES TRADED ON 24/08/2022

S/N	COMPANY	PCLOSE	OPEN	HIGH	LOW	%SPREAD	CLOSE	CHANGE	%CHANGE	TRADES	VOLUME	VALUE
1	FGS202371	97.04	97.04	90.00	90.00	-	90.00	-7.04 ↓	-7.25	1	3,000	2,700,000.00
2	FGSUK2027S3	99.96	99.96	93.67	93.67	-	93.67	-6.29 ↓	-6.30	1	1,000	936,707.00
<b>Total</b>										<b>2</b>	<b>4,000</b>	<b>3,636,707.00</b>